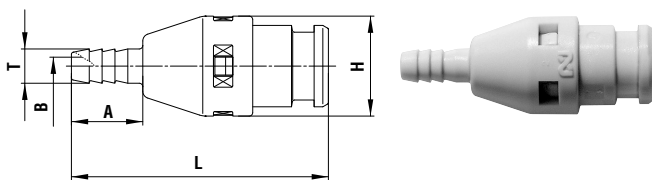


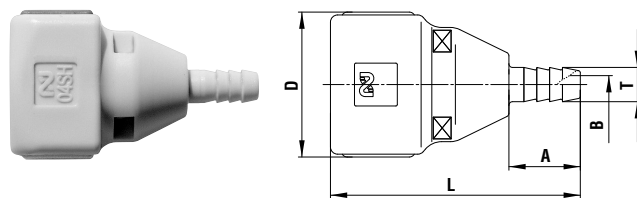
Models and Dimensions

**Plug PH type (Hose barb)**



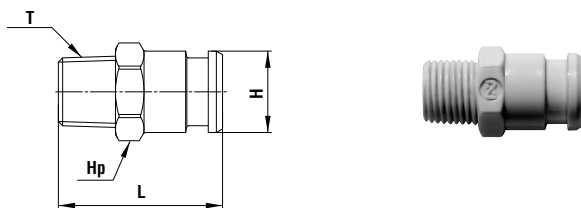
Model	Application (Tube)	Built-in valve	Mass (g)	Dimensions (mm)				
				L	A	øH	øT	øB
SPC-04PH	4 mm ID	With	3.1	(36)	10	14	4.8	2.5
SPC-04PH-VL	4 mm ID	Without	2.6	(36)	10	14	4.8	2.5
SPC-06PH	6 mm ID	With	3.4	(40)	15	14	7	3.6
SPC-06PH-VL	6 mm ID	Without	2.9	(40)	15	14	7	3.6

**Socket SH type (Hose barb)**



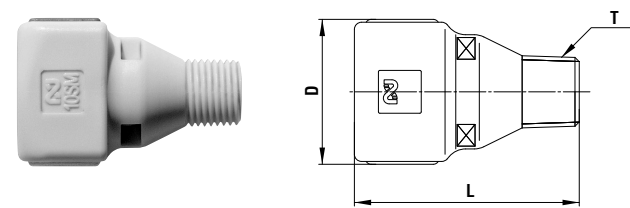
Model	Application (Tube)	Built-in valve	Mass (g)	Dimensions (mm)				
				L	A	D	øT	øB
SPC-04SH	4 mm ID	With	6.5	35	10	(20.3)	4.8	2.5
SPC-04SH-VL	4 mm ID	Without	6.1	35	10	(20.3)	4.8	2.5
SPC-06SH	6 mm ID	With	7.0	40	15	(20.3)	7	3.6
SPC-06SH-VL	6 mm ID	Without	6.6	40	15	(20.3)	7	3.6

**Plug PM type (Male thread)**



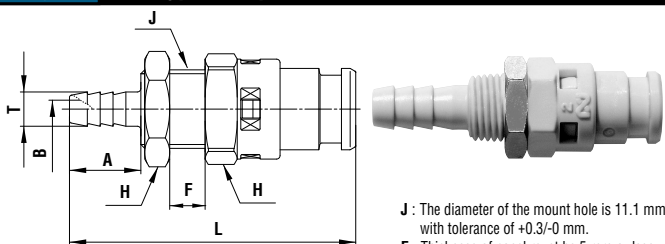
Model	Application	Built-in valve	Mass (g)	Dimensions (mm)			
				L	øH	Hp(WAF)	T
SPC-10PM	Rc 1/8	With	2.0	23	11.4	Hex.12	R 1/8
SPC-10PM-VL	Rc 1/8	Without	1.5	23	11.4	Hex.12	R 1/8

**Socket SM type (Male thread)**



Model	Application	Built-in valve	Mass (g)	Dimensions (mm)		
				L	D	T
SPC-10SM	Rc 1/8	With	6.8	31.5	(20.3)	R 1/8
SPC-10SM-VL	Rc 1/8	Without	6.4	31.5	(20.3)	R 1/8

**Plug PHB type (For panel mount)**



Model	Application	Built-in valve	Mass (g)	Dimensions (mm)				
				L	A	H(WAF)	øT	øB
SPC-04PHB	4 mm ID	With	5.9	(40)	10	Hex.14	4.8	2.5
SPC-04PHB-VL	4 mm ID	Without	5.4	(40)	10	Hex.14	4.8	2.5
SPC-06PHB	6 mm ID	With	6.2	(45)	15	Hex.14	7	3.6
SPC-06PHB-VL	6 mm ID	Without	5.7	(45)	15	Hex.14	7	3.6

Application Example

